

Five Card Flickr Assignment – Due MONDAY

The Assignment

Part 1:

Using five photos from 5-card flickr as inspiration write a poem or create a sentence that demonstrates all of the following poetic devices. Check out Ms. Citton's example if you're stuck.

- | | |
|--------------|--------------------|
| 1. Simile | 6. Apostrophe |
| 2. Metaphor | 7. Personification |
| 3. Hyperbole | 8. Onomatopoeia |
| 4. Pun | 9. Alliteration |
| 5. Oxymoron | 10. Allusion |

Part 2:

On your website under the POETRY tab, post the link to your poem, AND reflect on the experience by answering:

1. In comparison to the first five card flickr assignment, did you enjoy doing poetry more or less? Why?
2. Did the photos help your writing process? Why/why not?
3. Did this assignment help you understand the devices better? Why/why not?

Building Process/Assignment

Step 1: Find 5-Card Flickr.

Go to: <http://5card.cogdogblog.com/play.php?suit=5card>

Or

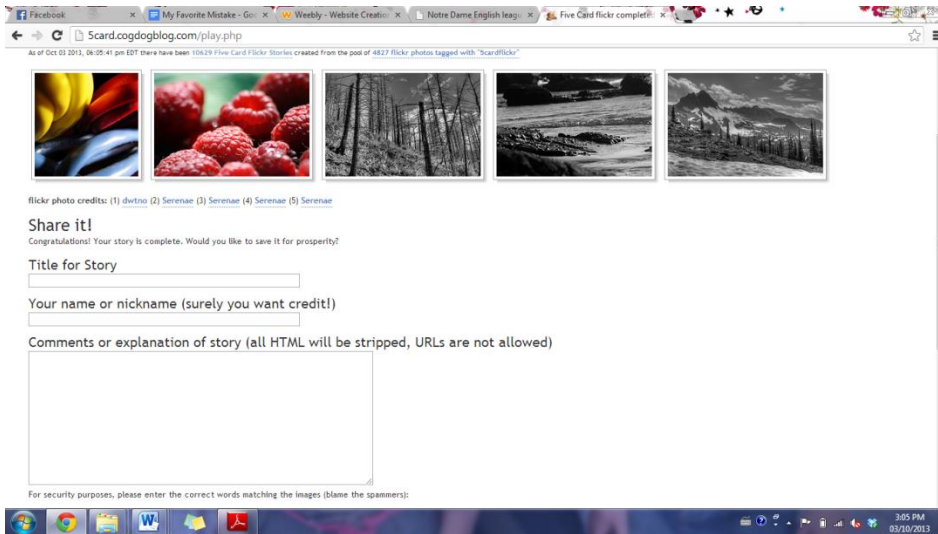
Google: Five Card Flickr

- and click the first link.

Step 2: Choose Photos.

Choose five photos that inspire the poet in you.

Use **F5** to refresh your pictures because if you refresh using the actual link on the top of the page, you will LOSE the photos you have already chosen. F5 saves the photos you have chosen.



Step 3: Write.

Once you have five photos, you will be able to write your poem/sentences.

Make sure you use all 10 devices!

DO NOT name the device in your assignment – that’s for Wednesday’s class.

- Add a title
- Add your name
- Write your poem in the “Comments” Section

Step 4: Save it.

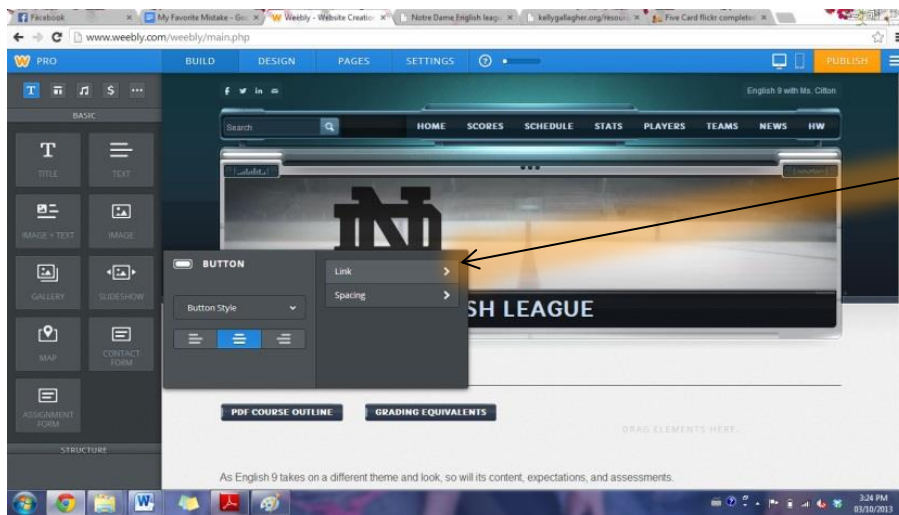
- Enter the characters and “Save My Story”
- It may take a second attempt to save if there’s something missing, or if the characters are put in incorrectly.



Step 5: Post Your Story on Your Website on the **POETRY** page.

Posting Instructions:

1. In a separate tab, login to your weebly and open the **Poetry Page**.
2. Drag a “BUTTON” on to your page.



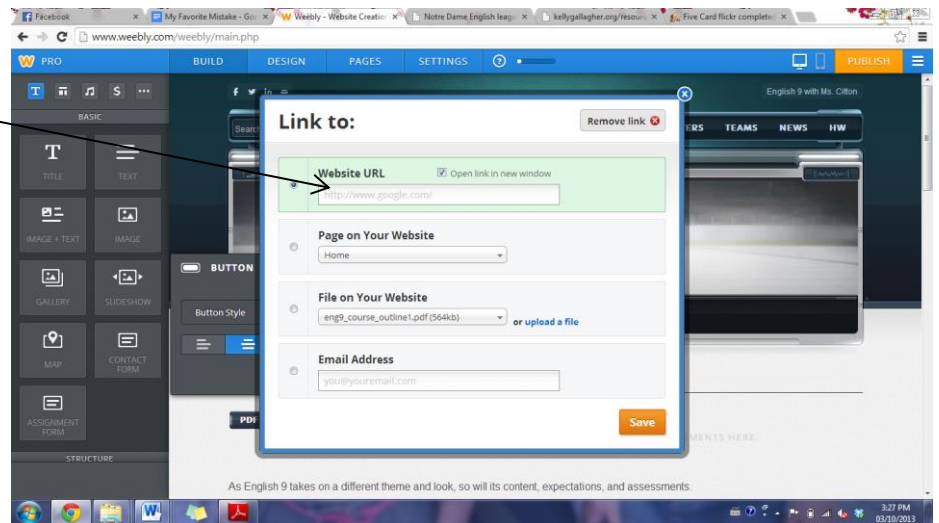
3. Click the button so you can edit it.

In the right corner, there's a button "link"

4. Highlight and copy the "permalink" to your story (near the bottom of the page)

5. Paste the link on your weebly.

6. Save and Publish.



Final Piece:

On your weebly, under the button you just created, drag "text" on to your page.

Answer the following questions:

1. In comparison to the first five card flickr assignment, did you enjoy doing poetry more or less? Why?
2. Did the photos help your writing process? Why/why not?
3. Did this assignment help you understand the devices better? Why/why not?